




MAX A/C The system automatically turns on the A/C and switches to Recirculation mode. Air flows from the center and side vents in the dashboard.

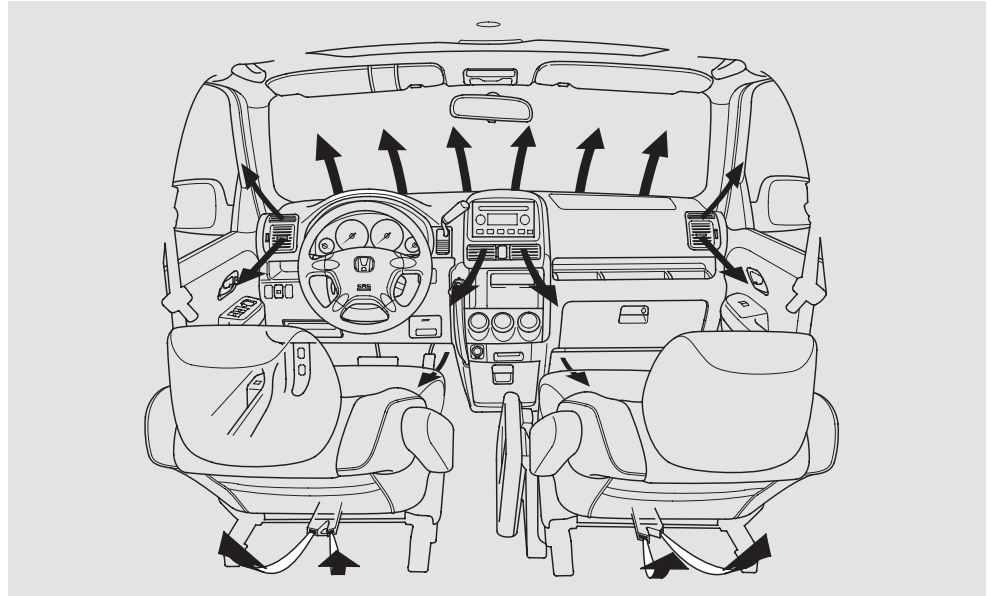
 Air flows from the center and corner vents in the dashboard.



 Air flow is divided between the vents in the dashboard and the floor vents.

 Air flows from the floor vents.

 Air flow is divided between the floor vents and the defroster vents at the base of the windshield.

 Air flows from the defroster vents at the base of the windshield.



When you select  or , the system automatically switches to Fresh Air mode and turns on the A/C.

With these two modes, the A/C stays on.